



K704 CORONET JR. - LED PENDANT



A 3/4 scaled version of the K804, the K704 Coronet Jr. is a solid looking pendant designed to be used on its own in a street or area lighting system, or in combination with its matching K800 luminaire. This allows both roadway and pedestrian concerns to be individually met without any compromise.

PROJECT: _____

PREPARED BY: _____

DATE: _____

PRODUCT SPECIFICATIONS

LED ENGINE

Light engine shall include an array of 30 solid state Cree X-Series high power LEDs (light emitting diodes). The emitters shall be mounted to a metal core circuit board using SMT technology. The LEDs and circuit boards shall then be mounted to a high performance heat sink which is vented to the outside ambient air to provide dynamic airflow for cooling the system.

OPTICS

External light control shall consist of high precision refractive lenses mounted above the LED emitter arrays in such a way to achieve optimum upright control. The lenses shall also control horizontal light distribution so that Type II, III, IV or V IESNA distribution patterns are achieved.

LENS

The K704 Coronet Jr. Pendant is available with or without a lens. Lens options include; sag glass lens; shallow glass lens; or rippled acrylic deep dish lens. The glass lens shall be made of #9000 clear borosilicate glass (fully annealed). It shall maintain a minimum thickness of 0.16". The deep dish globe shall be moulded of rippled acrylic Acrylite Plus Acrylic Polymer, or equivalent, having a minimum thickness of 0.09". The lens is secured by means of a cast A319 aluminum holding ring that is sealed to provide an IP66 Ingress rating. Additionally, a continuous circular gasket rated for 270°F must hold the lens into place within the cast ring assembly and assist in sealing the fixture.

CAST HOUSING

The luminaire shall consist of a heavy Grade A319 cast aluminum housing that acts as the enclosure for the engine and is of adequate thickness to give structural rigidity. The engine must be affixed to the inside of the housing with stainless steel screws.

PLUMBIZER

The K704 Coronet Jr. comes with multiple mounting options including the KPL10, KPL11, KPL20, KPL21, KPL30, KPL31 and KPL40. Please contact King Luminaire for more details and specifications.

DRIVER

The LED universal dimmable driver will be class 2 and capable of 120 - 277V or 347 - 480V input voltage, greater than 0.9 power factor, less than 20% total harmonic distortion. The case temperature of the driver can range from -40°C up to 70°C. Each LED system comes with a standard surge protection designed to withstand up to 20kV/10kA of transient line surge as per IEEE C62.41.2 C High. An in-line ferrite choke is utilized to provide protection against EFT's. The driver assembly will be mounted on a fabricated aluminum bracket to allow complete tool-less maintenance.

PHOTOMETRICS

Fixtures are tested to IESNA LM79 specifications. These reports are available upon request.

CHROMATICITY

High output LEDs come standard at 3000K & 4000K (+/- 300K) with a minimum nominal 70 CRI. Additional CCT emitters are available upon request.

LUMEN MAINTENANCE

Reported (TM21) and Calculated (L70) reports are available upon request with a minimum calculated value of 100,000 hrs.

WIRING

All internal wiring and connections shall be completed so that it will be necessary only to attach the incoming supply connectors to Mate-N-Lok connectors or to a terminal block. Mate-N-Lok shall be certified for 600V operation. Internal wire connectors shall be crimp connector only and rated at 1000V and 150°C. All wiring to be CSA certified and/or UL listed, type SFF-2, SEWF-2, or SEW-2 No. 14 gauge, 150°C, 600V, and color coded for the required voltage.

THERMALS

Fixtures tested to DOE sanctioned standards to determine the maximum in-situ solder-point or junction-point temperatures of the LED emitters. This report is available upon request.

FINISH

Housing is finished with a 13 step

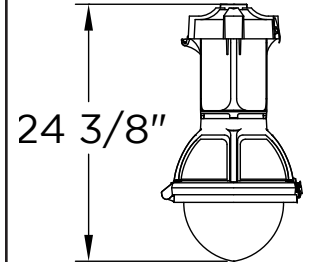
KingCoat™ SuperDurable polyester TGIC powder coat. Standard colors include strobe white, brown metal, marina blue, gate gray, Chicago bronze, standard gold, standard black, federal green and rain forest. Please see our website for a complete list of colors. RAL and custom color matches are available.

MISCELLANEOUS

All exterior hardware and fasteners, wholly or partly exposed, shall be stainless steel alloy. All internal fasteners are stainless steel or zinc coated steel. All remaining internal hardware is stainless steel, aluminum alloy, or zinc coated steel.

WARRANTY

The K704 Coronet Jr. LED luminaire comes with a 7 year limited warranty.



CERTIFICATION:

CSA US Listed
Suitable for wet locations
ISO 9001
IP66
ARRA Compliant
LM79 / LM80 Compliant

DRIVER INFO:

>0.9 Power Factor
<20% Total Harmonic Distortion
120 - 277V & 347 - 480V
-40°C Min. Case Temperature
70°C Max. Case Temperature
Surge Protection: ANSI C136.2
extreme level 20kV/10kA

EPA:

Flat:	0.52 sq. ft.
Sag Lens:	0.56 sq. ft.
Shallow Lens:	0.65 sq. ft.
Deep Dish Lens:	0.75 sq. ft.

FIXTURE WEIGHT:

Flat:	23 lb
Sag Lens:	26 lb
Shallow Lens:	27 lb
Deep Dish Lens:	27 lb



12-20-2018



Test Voltage: 120V
Nominal Color Temperature: 3000K & 4000K¹
7030 Engine Series: 30 Emitters (40 - 100W Max)
LED Engine + Driver Rated Life = 100,000 hrs²

To learn more about the P4 Optic, please see the P4 7030 Optic Information Sheet

	Photometric Test Report Number	Decorative Option	Color Temperature	IES Distribution	Nominal Watts	Engine Series	Delivered Lumens ³	Efficacy (LM/W) ³	mA @ Emitter	Driver Output Current	BUG Rating	HID Equivalent ⁴
Flat Lens	0700NP4FL3X04040XXA	Flat Lens	4000	Type III	40	7030	4674	112.4	400	2000	1-0-1	50 - 70
	0700NP4FL5X04040XXA	Flat Lens	4000	Type V	40	7030	4866	115.3	400	2000	2-0-1	50 - 70
	0700NP4FL3X06040XXA	Flat Lens	4000	Type III	60	7030	6530	103.2	600	3000	1-0-1	70 - 100
	0700NP4FL5X06040XXA	Flat Lens	4000	Type V	60	7030	6812	106.4	600	3000	2-0-1	70 - 100
	0700NP4FL3X07540XXA	Flat Lens	4000	Type III	75	7030	7805	104.3	800	4000	1-0-2	100 - 150
	0700NP4FL5X07540XXA	Flat Lens	4000	Type V	75	7030	7956	100.8	800	4000	2-0-1	100 - 150
	0700NP4FL3X10040XXA	Flat Lens	4000	Type III	100	7030	9237	92.1	960	4800	2-0-2	150 - 200
	0700NP4FL5X10040XXA	Flat Lens	4000	Type V	100	7030	9421	93.6	960	4800	3-0-1	150 - 200
Sag Lens	0700NP4SA2X04030XXB	Sag Lens	3000	Type II	40	7030	3121	79.0	400	2000	1-1-1	50 - 70
	0700NP4SA2X04040XXA	Sag Lens	4000	Type II	40	7030	4167	92.2	400	2000	1-1-1	50 - 70
	0700NP4SA2X06030XXB	Sag Lens	3000	Type II	60	7030	4361	71.7	600	3000	1-1-1	70 - 100
	0700NP4SA2X06040XXA	Sag Lens	4000	Type II	60	7030	5224	84.3	600	3000	1-1-1	70 - 100
	0700NP4SA2X07530XXB	Sag Lens	3000	Type II	75	7030	5080	66.6	800	4000	1-1-1	100 - 150
	0700NP4SA2X07540XXA	Sag Lens	4000	Type II	75	7030	6121	79.4	800	4000	1-1-1	100 - 150
	0700NP4SA2X10030XXB	Sag Lens	3000	Type II	100	7030	6136	60.5	960	4800	1-1-1	150 - 200
	0700NP4SA2X10040XXA	Sag Lens	4000	Type II	100	7030	7436	74.0	960	4800	2-1-2	150 - 200
Shallow Lens	0700NP4SH2X04030XXB	Shallow Lens	3000	Type II	40	7030	3295	82.8	400	2000	1-2-1	50 - 70
	0700NP4SH2X04040XXA	Shallow Lens	4000	Type II	40	7030	4300	95.3	400	2000	1-2-1	50 - 70
	0700NP4SH2X06030XXB	Shallow Lens	3000	Type II	60	7030	4640	75.4	600	3000	1-2-1	70 - 100
	0700NP4SH2X06040XXA	Shallow Lens	4000	Type II	60	7030	5846	87.3	600	3000	1-3-1	70 - 100
	0700NP4SH2X07530XXB	Shallow Lens	3000	Type II	75	7030	5334	70.6	800	4000	1-3-1	100 - 150
	0700NP4SH2X07540XXA	Shallow Lens	4000	Type II	75	7030	6194	84.5	800	4000	1-3-1	100 - 150
	0700NP4SH2X10030XXB	Shallow Lens	3000	Type II	100	7030	6250	62.8	960	4800	1-3-1	150 - 200
	0700NP4SH2X10040XXA	Shallow Lens	4000	Type II	100	7030	7526	76.1	960	4800	2-3-2	150 - 200
Deep Dish Lens	0700NP4RD3X02530XXE	Deep Dish Lens	3000	Type III	25	7030	3381	122	250	1250	1-2-1	30 - 50
	0700NP4RD3X04030XXE	Deep Dish Lens	3000	Type III	40	7030	4679	115.5	400	2000	-	50 - 70
	0700NP4RD3X04040XXD	Deep Dish Lens	4000	Type III	40	7030	4559	118.1	400	2000	-	50 - 70
	In Testing	Deep Dish Lens	3000	Type III	60	7030	N/A	N/A	600	3000	N/A	70 - 100
	0700NP4RD3X06040XXD	Deep Dish Lens	4000	Type III	60	7030	6458	109.3	600	3000	2-3-2	70 - 100
	In Testing	Deep Dish Lens	3000	Type III	75	7030	N/A	N/A	800	4000	N/A	100 - 150
	0700NP4RD3X07540XXD	Deep Dish Lens	4000	Type III	75	7030	8368	111.3	800	4000	-	100 - 150
	In Testing	Deep Dish Lens	3000	Type III	100	7030	N/A	N/A	960	4800	N/A	150 - 200
0700NP4RD3X10040XXD	Deep Dish Lens	4000	Type III	100	7030	9123	96.5	960	4800	2-3-2	150 - 200	

¹Color temperature is nominal, please see test report for specific chromaticity information

²Contact factory for TM21 information

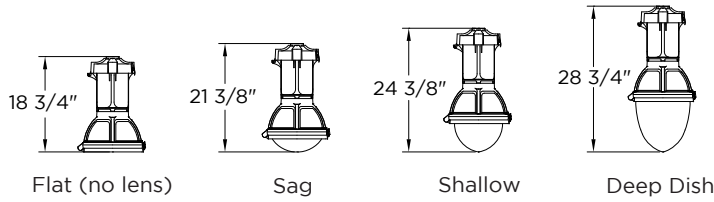
³Due to the continuous advancements in LED technology, luminaire delivered lumen and efficacy is subject to change without notice at the discretion of King Luminaire

⁴Equivalence should always be confirmed by performing a photometric layout, due to the variability of performance requirements and application criteria

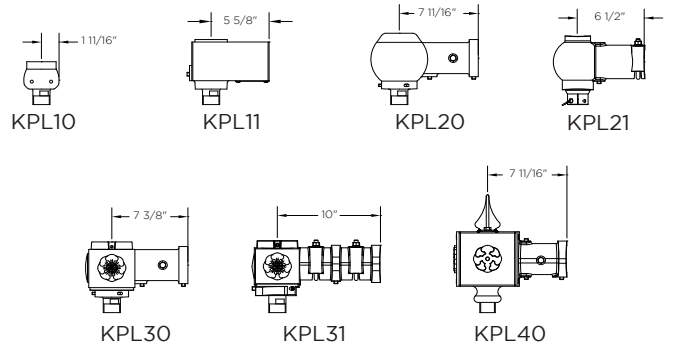
FIXTURE OPTIONS

K704 CORONET JR. - LED PENDANT

Lens Options



Plumbizer/Mounting Options



HOW TO ORDER

