



K805 CHICAGO SR. - LED PENDANT



Our popular K805 Chicago Sr. offers a traditional, shrouded pendant designed to increase roadway performance while providing superior spacing. Suitable for off roadway applications as well, this timeless design can be used in both contemporary and historical settings. A 3/4 scaled version of this fixture is also available in our K700 Series of pendants.

PROJECT: _____

PREPARED BY: _____

DATE: _____

PRODUCT SPECIFICATIONS

LED ENGINE

Light engine shall include an array of 60 or 84 solid state Cree X-Series high power LEDs (light emitting diodes). The emitters shall be mounted to a metal core circuit board using SMT technology. The LEDs and circuit boards shall then be mounted to a high performance heat sink which is vented to the outside ambient air to provide dynamic airflow for cooling the system.

OPTICS

External light control shall consist of high precision refractive lenses mounted above the LED emitter arrays in such a way to achieve optimum uplight control. The lenses shall also control horizontal light distribution so that Type II, III, IV or V IESNA distribution patterns are achieved.

LENS

The K805 Chicago Sr. pendant is available with or without a lens. Lens options include; clear sag glass lens; clear shallow glass lens; rippled acrylic deep dish lens or rippled glass deep dish lens. The sag and shallow glass lens shall be made of #9000 clear borosilicate glass (fully annealed). It shall maintain a minimum thickness of 0.3". The rippled acrylic deep dish globe shall be moulded of acrylic Acrylite Plus Acrylic Polymer, or equivalent, having a minimum thickness of 0.09". The rippled glass deep dish lens shall be made of clear borosilicate glass (fully annealed) with a rippled pattern. It shall maintain a minimum thickness of 0.25". The lens is secured by means of a cast aluminum holding ring. Additionally, a continuous circular gasket rated for 270°F will assist in sealing the lens and provide an IP66 ingress rating.

DECORATIVE BODY

The luminaire shall consist of an aluminum alloy 383 housing that acts as the enclosure for the engine and is of adequate thickness to give structural rigidity. The engine must be affixed to the inside of the housing with stainless steel screws.

The bottom decorative portion of the K805 Chicago Sr. fixture is comprised of a one-piece spun aluminum alloy with a minimum thickness

of 0.09". The spinning is permanently affixed to the cast housing with the use of stainless steel hardware.

PLUMBIZER

The K805 Chicago Sr. comes with multiple mounting options including the KPL10, KPL11, KPL20, KPL21, KPL30, KPL31 and KPL40. Please contact King Luminaire for more details and specifications.

DRIVER

The LED universal dimmable driver will be class 2 and capable of 120 - 277V or 347 - 480V input voltage, greater than 0.9 power factor, less than 20% total harmonic distortion. The case temperature of the driver can range from -40°C up to 70°C. Each LED system comes with a standard surge protection designed to withstand up to 20kV/10kA of transient line surge as per IEEE C62.41.2 C High. An in-line ferrite choke is utilized to provide protection against EFT's. The driver assembly will be mounted on a heavy duty fabricated aluminum bracket to allow complete tool-less maintenance.

PHOTOMETRICS

Fixtures are tested to IESNA LM79 specifications. These reports are available upon request.

CHROMATICITY

High output LEDs come standard at 3000K & 4000K (+/- 300K) with a minimum nominal 70 CRI. Additional CCT emitters are available upon request.

LUMEN MAINTENANCE

Reported (TM21) and Calculated (L70) reports are available upon request with a minimum calculated value of 100,000 hrs.

WIRING

All internal wiring and connections shall be completed so that it will be necessary only to attach the incoming supply connectors to Mate-N-Lok connectors or to a terminal block. Mate-N-Lok shall be certified for 600V operation. Internal wire connectors shall be crimp connector only and rated at 1000V and 150°C. All wiring to be CSA certified and/or UL listed, type SFF-2, SEWF-2, or SEW-2 No. 14 gauge, 150°C, 600V, and color coded for

the required voltage.

THERMALS

Fixtures tested to DOE sanctioned standards to determine the maximum in-situ solder-point or junction-point temperatures of the LED emitters. This report is available upon request.

FINISH

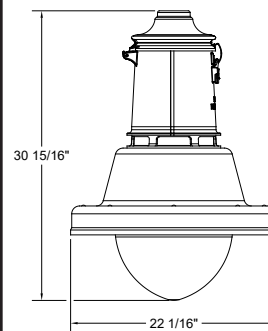
Housing is finished with a 13 step KingCoat™ SuperDurable polyester TGIC powder coat. Standard colors include strobe white, brown metal, marina blue, gate gray, Chicago bronze, standard gold, standard black, federal green and rain forest. Please see our website for a complete list of colors. RAL and custom color matches are available.

MISCELLANEOUS

All exterior hardware and fasteners, wholly or partly exposed, shall be stainless steel alloy. All internal fasteners are stainless steel or zinc coated steel. All remaining internal hardware is stainless steel, aluminum alloy, or zinc coated steel.

WARRANTY

The K805 Chicago Sr. LED luminaire comes with a 7 year limited warranty.



CERTIFICATION:

CSA US Listed
Suitable for wet locations
ISO 9001
IP66
ARRA Compliant
LM79 / LM80 Compliant

DRIVER INFO:

>0.9 Power Factor
<20% Total Harmonic Distortion
120 - 277V & 347 - 480V
-40°C Min. Case Temperature
70°C Max. Case Temperature
Surge Protection: ANSI C136.2
extreme level 20kV/10kA

EPA:

Flat Lens: 1.61 sq. ft.
Sag Lens: 1.71 sq. ft.
Shallow Lens: 2.03 sq. ft.
Deep Dish Acrylic: 2.48 sq. ft.
Deep Dish Glass: 2.48 sq. ft.

FIXTURE WEIGHT:

Flat Lens: 33 lbs
Sag Lens: 38 lbs
Shallow Lens: 41 lbs
Deep Dish Acrylic: 41 lbs
Deep Dish Glass: 46 lbs



Contact King Luminaire for product specifications that are exempt from CSA Certification 12-20-2018

POWER & LUMENS

K805 CHICAGO SR. - LED PENDANT



Test Voltage: 120V
Nominal Color Temperature: 3000K & 4000K¹
8060 Engine Series: 60 Emitters (40 - 120W Max)
8084 Engine Series: 84 Emitters (150 - 220W Max)
LED Engine + Driver Rated Life = 100,000 hrs²

To learn more about the P4 Optic, please see the P4 Optic Information Sheet

	Photometric Test Report Number	Decorative Option	Color Temperature	IES Distribution	Nominal Watts	Engine Series	Delivered Lumens ³	Efficacy (LM/W) ³	mA @ Emitter	Driver Output Current	BUG Rating	HID Equivalent ⁴
Flat Lens	0800SP4FL3X04030XXJ	Flat Lens	3000	Type III	40	8060	5444	142	200	2000	1-0-1	50 - 70
	0800SP4FL3X06030XXJ	Flat Lens	3000	Type III	60	8060	7981	137	300	3000	2-0-2	70 - 100
	0800SP4FL3X06040XXD	Flat Lens	4000	Type III	60	8060	8122	134.0	300	3000	2-0-2	70 - 100
	0800SP4FL5X06040XXA	Flat Lens	4000	Type V	60	8060	7280	121.7	300	3000	2-0-1	70 - 100
	0800SP4FL3X07530XXJ	Flat Lens	3000	Type III	75	8060	10071	136	400	4000	2-0-2	100 - 150
	0800SP4FL3X07540XXD	Flat Lens	4000	Type III	75	8060	10270	130.0	400	4000	2-0-2	100 - 150
	0800SP4FL5X07540XXA	Flat Lens	4000	Type V	75	8060	8774	118.4	400	4000	3-0-1	100 - 150
	0800SP4FL3X10030XXJ	Flat Lens	3000	Type III	100	8060	12230	137	480	4800	2-0-2	150 - 175
	0800SP4FL3X10040XXD	Flat Lens	4000	Type III	100	8060	12960	121.9	480	4800	2-0-2	150 - 175
	0800SP4FL5X10040XXA	Flat Lens	4000	Type V	100	8060	11724	112.3	480	4800	3-0-1	150 - 175
	0800SP4FL3X12030XXJ	Flat Lens	3000	Type III	120	8060	14334	133	600	6000	3-0-3	150 - 200
	0800SP4FL3X12040XXD	Flat Lens	4000	Type III	120	8060	13860	121.2	600	6000	3-0-3	150 - 200
	0800SP4FL5X12040XXA	Flat Lens	4000	Type V	120	8060	14299	118	600	6000	3-0-1	150 - 200
0800SP4FL3X15040XXD	Flat Lens	4000	Type III	150	8084	19057	120.4	500	7500	3-0-3	200 - 250	
0800SP4FL5X15040XXA	Flat Lens	4000	Type V	150	8084	16717	111.8	500	7500	4-0-2	200 - 250	
Sag Lens	0800SP4SA3X06040XXA	Sag Lens	4000	Type III	60	8060	6657	110.8	300	3000	1-2-1	70 - 100
	0800SP4SA5X06040XXA	Sag Lens	4000	Type V	60	8060	6805	112.5	300	3000	2-2-1	70 - 100
	0800SP4SA3X07540XXA	Sag Lens	4000	Type III	75	8060	8043	107.4	400	4000	2-2-2	100 - 150
	0800SP4SA5X07540XXA	Sag Lens	4000	Type V	75	8060	8132	108.9	400	4000	3-2-1	100 - 150
	0800SP4SA3X10040XXA	Sag Lens	4000	Type III	100	8060	10702	101.7	480	4800	2-2-2	150 - 175
	0800SP4SA5X10040XXA	Sag Lens	4000	Type V	100	8060	10493	100.9	480	4800	3-2-1	150 - 175
	0800SP4SA3X12040XXA	Sag Lens	4000	Type III	120	8060	12452	103	600	6000	2-2-2	150 - 200
	0800SP4SA5X12040XXA	Sag Lens	4000	Type V	120	8060	12518	103.2	600	6000	3-2-1	150 - 200
	0800SP4SA3X15040XXA	Sag Lens	4000	Type III	150	8084	14322	96.3	500	7500	2-2-2	200 - 250
0800SP4SA5X15040XXD	Sag Lens	4000	Type V	150	8084	16922	117.8	500	7500	4-2-1	200 - 250	
Shallow Lens	0800SP4SH3X06040XXA	Shallow Lens	4000	Type III	60	8060	6751	113.8	300	3000	1-3-1	70 - 100
	0800SP4SH5X06040XXA	Shallow Lens	4000	Type V	60	8060	7042	115.4	300	3000	2-3-1	70 - 100
	0800SP4SH3X07540XXA	Shallow Lens	4000	Type III	75	8060	8141	110.6	400	4000	2-3-2	100 - 150
	0800SP4SH5X07540XXA	Shallow Lens	4000	Type V	75	8060	9033	110.3	400	4000	3-3-1	100 - 150
	0800SP4SH3X10040XXA	Shallow Lens	4000	Type III	100	8060	10879	104.5	480	4800	2-3-2	150 - 175
	0800SP4SH5X10040XXA	Shallow Lens	4000	Type V	100	8060	11059	105.4	480	4800	3-3-2	150 - 175
	0800SP4SH3X12040XXA	Shallow Lens	4000	Type III	120	8060	12623	105.2	600	6000	2-3-2	150 - 200
	0800SP4SH5X12040XXA	Shallow Lens	4000	Type V	120	8060	13400	109.3	600	6000	3-3-2	150 - 200
	0800SP4SH3X15040XXA	Shallow Lens	4000	Type III	150	8084	14956	100.4	500	7500	3-3-3	200 - 250
0800SP4SH5X15040XXA	Shallow Lens	4000	Type V	150	8084	15348	101.8	500	7500	3-3-2	200 - 250	
Deep Dish Lens	0800SP4RD3X06040XXA	Deep Dish Lens	4000	Type III	60	8060	6981	117.5	300	3000	2-3-2	70 - 100
	0800SP4RD5X06040XXA	Deep Dish Lens	4000	Type V	60	8060	7236	120.8	300	3000	2-3-1	70 - 100
	0800SP4RD3X07540XXA	Deep Dish Lens	4000	Type III	75	8060	8417	113.9	400	4000	2-3-2	100 - 150
	0800SP4RD5X07540XXA	Deep Dish Lens	4000	Type V	75	8060	8634	116.5	400	4000	3-3-1	100 - 150
	0800SP4RD3X10040XXA	Deep Dish Lens	4000	Type III	100	8060	11263	107.6	480	4800	3-3-3	150 - 175
	0800SP4RD5X10040XXA	Deep Dish Lens	4000	Type V	100	8060	11650	110.5	480	4800	3-3-2	150 - 175
	0800SP4RD3X12040XXA	Deep Dish Lens	4000	Type III	120	8060	13540	111.3	600	6000	3-3-3	150 - 200
	0800SP4RD5X12040XXA	Deep Dish Lens	4000	Type V	120	8060	13304	109.4	600	6000	3-3-2	150 - 200
	0800SP4RD3X15040XXA	Deep Dish Lens	4000	Type III	150	8084	15746	105.3	500	7500	3-3-3	200 - 250
0800SP4RD5X15040XXA	Deep Dish Lens	4000	Type V	150	8084	15790	104.7	500	7500	3-3-2	200 - 250	

¹Color temperature is nominal, please see test report for specific chromaticity information

²Contact factory for TM21 information

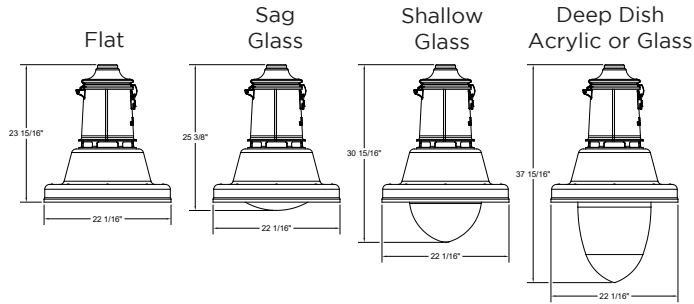
³Due to the continuous advancements in LED technology, luminaire delivered lumen and efficacy is subject to change without notice at the discretion of King Luminaire

⁴Equivalence should always be confirmed by performing a photometric layout, due to the variability of performance requirements and application criteria

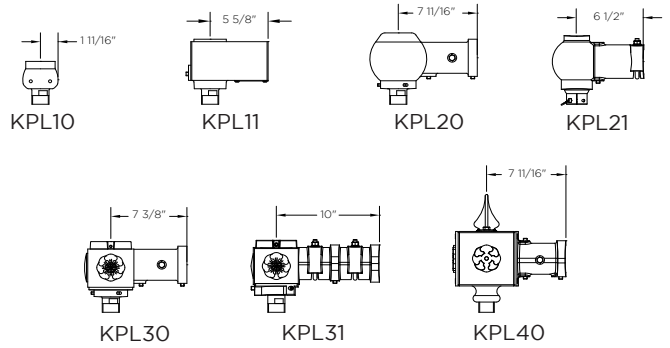
FIXTURE OPTIONS

K805 CHICAGO SR. - LED PENDANT

Lens Options



Plumbizer/Mounting Options



HOW TO ORDER

