



K833 SOLITAIRE - LED PENDANT



The K833 Solitaire is a simple yet powerful design, engineered to increase roadway performance while providing superior spacing. Suitable for off roadway applications as well, this time-less design can be used in both contemporary and historical settings.

PROJECT: _____

PREPARED BY: _____

DATE: _____

PRODUCT SPECIFICATIONS

LED ENGINE

Light engine shall include an array of 60 or 84 solid state Cree X-Series high power LEDs (light emitting diodes). The emitters shall be mounted to a metal core circuit board using SMT technology. The LEDs and circuit boards shall then be mounted to a high performance heat sink which is vented to the outside ambient air to provide dynamic airflow for cooling the system.

OPTICS

External light control shall consist of high precision refractive lenses mounted above the LED emitter arrays in such a way to achieve optimum uplight control. The lenses shall also control horizontal light distribution so that Type II, III, IV or V IESNA distribution patterns are achieved.

LENS

The K803 Solitaire Pendant is available with or without a lens. Lens options include; sag glass lens; shallow glass lens; or rippled acrylic deep dish lens. The glass lens shall be made of #9000 clear borosilicate glass (fully annealed). It shall maintain a minimum thickness of 0.3". The deep dish globe shall be moulded of rippled acrylic Acrylite Plus Acrylic Polymer, or equivalent, having a minimum thickness of 0.09". The lens is secured by means of a cast A319 aluminum holding ring that is sealed to provide an IP66 Ingress rating. Additionally, a continuous circular gasket rated for 270°F must hold the lens into place within the cast ring assembly and assist in sealing the fixture.

DECORATIVE BODY

The luminaire shall consist of a heavy Grade A319 cast aluminum housing that acts as the enclosure for the engine and is of adequate thickness to give structural rigidity. There will be a door on the side of the housing that will allow for tool-less access to the driver assembly. The engine must be affixed to the inside of the housing with stainless steel screws.

PLUMBIZER

The K833 Solitaire comes with multiple mounting options including the KPL10, KPL11, KPL20, KPL21, KPL30, KPL31 and KPL40. Please

contact King Luminaire for more details and specifications.

DRIVER

The LED universal dimmable driver will be class 2 and capable of 120 - 277V or 347 - 480V input voltage, greater than 0.9 power factor, less than 20% total harmonic distortion. The case temperature of the driver can range from -40°C to 70°C. Each LED system comes with a standard surge protection designed to withstand up to 20kV/10kA of transient line surge as per IEEE C62.41.2 C High. An in-line ferrite choke is utilized to provide protection against EFT's. The driver assembly will be mounted on a heavy duty fabricated aluminum bracket to allow complete tool-less maintenance.

PHOTOMETRICS

Fixtures are tested to IESNA LM79 specifications. These reports are available upon request.

CHROMATICITY

High output LEDs come standard at 3000K & 4000K (+/- 300K) with a minimum nominal 70 CRI. Additional CCT emitters are available upon request.

LUMEN MAINTENANCE

Reported (TM21) and Calculated (L70) reports are available upon request with a minimum calculated value of 100,000 hrs.

WIRING

All internal wiring and connections shall be completed so that it will be necessary only to attach the incoming supply connectors to Mate-N-Lok connectors or to a terminal block. Mate-N-Lok shall be certified for 600V operation. Internal wire connectors shall be crimp connector only and rated at 1000V and 150°C. All wiring to be CSA certified and/or UL listed, type SFF-2, SEWF-2, or SEW-2 No. 14 gauge, 150°C, 600V, and color coded for the required voltage.

THERMALS

Fixtures tested to DOE sanctioned standards to determine the maximum in-situ solder-point or junction-point temperatures of the LED emitters. This report is available upon request.

FINISH

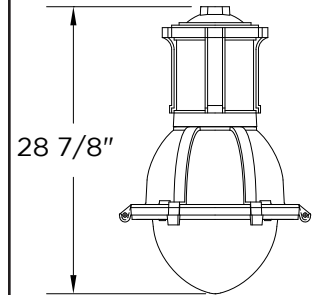
Housing is finished with a 13 step KingCoat™ SuperDurable polyester TGIC powder coat. Standard colors include strobe white, brown metal, marina blue, gate gray, Chicago bronze, standard gold, standard black, federal green and rain forest. Please see our website for a complete list of colors. RAL and custom color matches are available.

MISCELLANEOUS

All exterior hardware and fasteners, wholly or partly exposed, shall be stainless steel alloy. All internal fasteners are stainless steel or zinc coated steel. All remaining internal hardware is stainless steel, aluminum alloy, or zinc coated steel.

WARRANTY

The K833 Solitaire LED luminaire comes with a 7 year limited warranty.



CERTIFICATION:

CSA US Listed
Suitable for wet locations
ISO 9001
IP66
ARRA Compliant
LM79 / LM80 Compliant

DRIVER INFO:

>0.9 Power Factor
<20% Total Harmonic Distortion
120 - 277V & 347 - 480V
-40°C Min. Case Temperature
70°C Max. Case Temperature
Surge Protection: ANSI C136.2
extreme level 20kV/10kA

EPA:

Flat Lens:	0.89 sq. ft.
Sag Lens:	0.93 sq. ft.
Shallow Lens:	1.07 sq. ft.
Deep Dish Acrylic:	1.38 sq. ft.
Deep Dish Glass:	1.38 sq. ft.

FIXTURE WEIGHT:

Flat Lens:	54 lbs
Sag Lens:	62 lbs
Shallow Lens:	64 lbs
Deep Dish Acrylic:	60 lbs
Deep Dish Glass:	60 lbs



POWER & LUMENS

K833 SOLITAIRE - LED PENDANT



Test Voltage: 120V
Nominal Color Temperature: 3000K & 4000K¹
8060 Engine Series: 60 Emitters (40 - 120W Max)
8084 Engine Series: 84 Emitters (150 - 220W Max)
LED Engine + Driver Rated Life = 100,000 hrs²

To learn more about the P4 Optic, please see the P4 Optic Information Sheet

	Photometric Test Report Number	Decorative Option	Color Temperature	IES Distribution	Nominal Watts	Engine Series	Delivered Lumens ³	Efficacy (LM/W) ³	mA @ Emitter	Driver Output Current	BUG Rating	HID Equivalent ⁴
Flat Lens	0800NP4FL3X06040XXA	Flat Lens	4000	Type III	60	8060	7269	120.7	300	3000	2-0-2	70 - 100
	0800NP4FL5X06040XXA	Flat Lens	4000	Type V	60	8060	7452	122.4	300	3000	2-0-1	70 - 100
	0800NP4FL3X07540XXA	Flat Lens	4000	Type III	75	8060	8731	117.5	400	4000	2-0-2	100 - 150
	0800NP4FL5X07540XXA	Flat Lens	4000	Type V	75	8060	8922	118.8	400	4000	3-0-1	100 - 150
	0800NP4FL3X10040XXA	Flat Lens	4000	Type III	100	8060	11646	111.4	480	4800	2-0-2	150 - 175
	0800NP4FL5X10040XXA	Flat Lens	4000	Type V	100	8060	11792	113.5	480	4800	3-0-1	150 - 175
	0800NP4FL3X12040XXA	Flat Lens	4000	Type III	120	8060	13943	115.1	600	6000	2-0-2	150 - 200
	0800NP4FL5X12040XXA	Flat Lens	4000	Type V	120	8060	14416	118	600	6000	3-0-1	150 - 200
	0800NP4FL3X15040XXA	Flat Lens	4000	Type III	150	8084	16407	109.7	500	7500	3-0-3	200 - 250
	0800NP4FL5X15040XXA	Flat Lens	4000	Type V	150	8084	16859	112.2	500	7500	4-0-1	200 - 250
Sag Lens	0800NP4SA3X06040XXD	Sag Lens	4000	Type III	60	8060	7432	122.6	300	3000	2-2-2	70 - 100
	0800NP4SA5X06040XXA	Sag Lens	4000	Type V	60	8060	6732	112.4	300	3000	2-1-1	70 - 100
	0800NP4SA3X07540XXD	Sag Lens	4000	Type III	75	8060	8871	117.2	400	4000	2-2-2	100 - 150
	0800NP4SA5X07540XXA	Sag Lens	4000	Type V	75	8060	8088	108.7	400	4000	3-2-1	100 - 150
	0800NP4SA3X10040XXD	Sag Lens	4000	Type III	100	8060	11911	110.2	480	4800	2-2-2	150 - 175
	0800NP4SA5X10040XXA	Sag Lens	4000	Type V	100	8060	10695	103.6	480	4800	3-2-1	150 - 175
	0800NP4SA3X12040XXD	Sag Lens	4000	Type III	120	8060	13603	104.9	600	6000	2-2-2	150 - 200
	0800NP4SA5X12040XXA	Sag Lens	4000	Type V	120	8060	12879	107.7	600	6000	3-2-1	150 - 200
	0800NP4SA3X15040XXD	Sag Lens	4000	Type III	150	8084	17247	108.5	500	7500	3-2-3	200 - 250
	0800NP4SA5X15040XXA	Sag Lens	4000	Type V	150	8084	15144	102.6	500	7500	3-2-1	200 - 250
Shallow Lens	0800NP4SH3X06040XXA	Shallow Lens	4000	Type III	60	8060	6764	113.9	300	3000	1-3-1	70 - 100
	0800NP4SH5X06040XXA	Shallow Lens	4000	Type V	60	8060	6919	116.7	300	3000	2-3-1	70 - 100
	0800NP4SH3X07540XXA	Shallow Lens	4000	Type III	75	8060	8167	110.2	400	4000	2-3-2	100 - 150
	0800NP4SH5X07540XXA	Shallow Lens	4000	Type V	75	8060	8329	113.2	400	4000	3-3-1	100 - 150
	0800NP4SH3X10040XXA	Shallow Lens	4000	Type III	100	8060	10914	105.3	480	4800	2-3-2	150 - 175
	0800NP4SH5X10040XXA	Shallow Lens	4000	Type V	100	8060	11054	107.3	480	4800	3-3-2	150 - 175
	0800NP4SH3X12040XXA	Shallow Lens	4000	Type III	120	8060	13260	110.1	600	6000	3-3-3	150 - 200
	0800NP4SH5X12040XXA	Shallow Lens	4000	Type V	120	8060	13216	110.8	600	6000	3-3-2	150 - 200
	0800NP4SH3X15040XXA	Shallow Lens	4000	Type III	150	8084	15507	104.7	500	7500	3-3-3	200 - 250
	0800NP4SH5X15040XXA	Shallow Lens	4000	Type V	150	8084	15621	105.9	500	7500	3-3-2	200 - 250
Acrylic Deep Dish	0800NP4RD3X04030XXE	Acrylic Deep Dish Lens	3000	Type III	40	8060	5379	133	200	2000	2-3-2	50 - 70
	0800NP4RD3X06040XXA	Acrylic Deep Dish Lens	4000	Type III	60	8060	7016	117.5	300	3000	2-3-2	70 - 100
	0800NP4RD5X06040XXA	Acrylic Deep Dish Lens	4000	Type V	60	8060	7269	120.5	300	3000	2-3-1	70 - 100
	0800NP4RD3X07540XXA	Acrylic Deep Dish Lens	4000	Type III	75	8060	9594	123.2	400	4000	-	100 - 150
	0800NP4RD5X07540XXA	Acrylic Deep Dish Lens	4000	Type V	75	8060	8714	116.8	400	4000	3-3-1	100 - 150
	0800NP4RD3X10040XXX	Acrylic Deep Dish Lens	4000	Type III	100	8060	12190	124.6	480	4800	-	150 - 175
	0800NP4RD5X10040XXA	Acrylic Deep Dish Lens	4000	Type V	100	8060	11644	111	480	4800	3-3-2	150 - 175
	0800NP4RD3X12040XXX	Acrylic Deep Dish Lens	4000	Type III	120	8060	15989	130.0	600	6000	-	150 - 200
	0800NP4RD5X12040XXA	Acrylic Deep Dish Lens	4000	Type V	120	8060	13864	115.3	600	6000	3-3-2	150 - 200
	0800NP4RD3X15040XXX	Acrylic Deep Dish Lens	4000	Type III	150	8084	17846	117.3	500	7500	3-3-3	200 - 250
0800NP4RD5X15040XXA	Acrylic Deep Dish Lens	4000	Type V	150	8084	16235	109.7	500	7500	3-3-2	200 - 250	
Glass Deep Dish	0800NP4GD3X04040XXD	Glass Deep Dish Lens	4000	Type III	40	8060	5213	129	200	2000	2-2-2	50 - 70
	0800NP4GD3X06040XXD	Glass Deep Dish Lens	4000	Type III	60	8060	7331	124	300	3000	2-2-2	70 - 100
	0800NP4GD3X07540XXD	Glass Deep Dish Lens	4000	Type III	75	8060	8790	121	400	4000	2-3-2	100 - 150
	0800NP4GD3X12040XXD	Glass Deep Dish Lens	4000	Type III	120	8060	13551	110	600	6000	3-3-3	150 - 200
	0800NP4GD3X15040XXD	Glass Deep Dish Lens	4000	Type III	150	8084	16732	111	500	7500	3-3-3	200 - 250
	0800NP4GD3X17540XXD	Glass Deep Dish Lens	4000	Type III	175	8084	17419	99	625	8500	3-3-3	200 - 250

¹Color temperature is nominal, please see test report for specific chromaticity information

²Contact factory for TM21 information

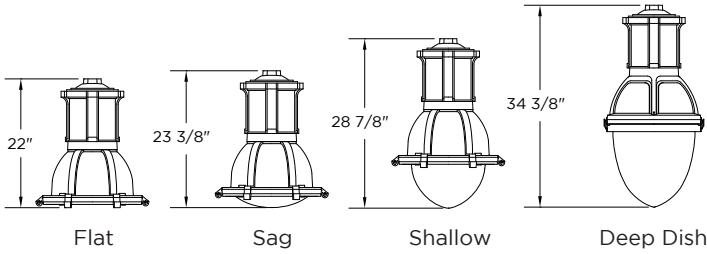
³Due to the continuous advancements in LED technology, luminaire delivered lumen and efficacy is subject to change without notice at the discretion of King Luminaire

⁴Equivalence should always be confirmed by performing a photometric layout, due to the variability of performance requirements and application criteria

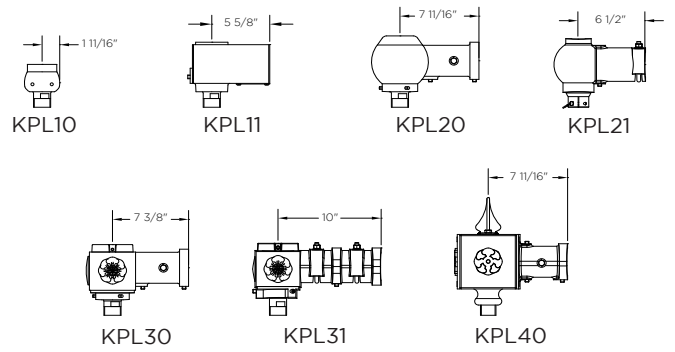
FIXTURE OPTIONS

K833 SOLITAIRE - LED PENDANT

Lens Options



Plumbizer/Mounting Options



HOW TO ORDER

