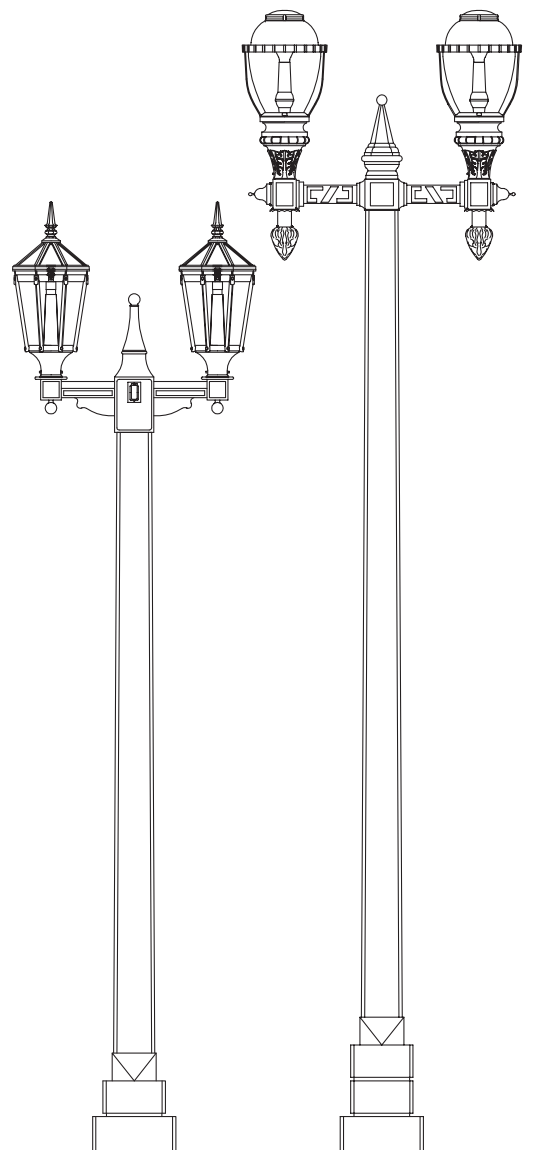


THE WINDSOR

The Windsor family of poles offers the classic elegance of a square tapered shaft and an integral stepped base. Its clean simple lines ideally suit it for either traditional or contemporary themes. Both the two and three step versions are available in heights of 10' to 36' above grade.



Specification Details

Description	Catalog Number	"A" Pole Height Above Grade	"D" Tip Dimension	"C" Stepped Section Ht.	"B" Direct Burial Length & "F" Dia.	Pole Weight Direct Burial	Pole Weight Base Plate
Windsor 2-Tier 15'	KRJ15	15' 0"	7 1/4"	15 3/4"	5' 0" x 9 1/2"	1180 lbs	1070 lbs
Windsor 2-Tier 18'	KRJ18	18' 0"	6 7/8"	15 3/4"	5' 0" x 9 1/2"	1295 lbs	1185 lbs
Windsor 2-Tier 20'	KRJ20	20' 0"	6 5/8"	15 3/4"	5' 0" x 9 1/2"	1365 lbs	1255 lbs
Windsor 2-Tier 25'	KRJ25	25' 0"	6"	15 3/4"	5' 0" x 9 1/2"	1515 lbs	1405 lbs
Windsor 2-Tier 30'	KRJ30	30' 0"	5 3/8"	15 3/4"	6' 0" x 9 1/2"	1690 lbs	1530 lbs
Windsor 2-Tier 36'	KRJ36	36' 0"	4 3/4"	15 3/4"	6' 0" x 9 1/2"	1780 lbs	1620 lbs
Windsor 3-Tier 15'	KRS15	15' 0"	7 1/4"	23 1/2"	5' 0" x 9 1/2"	1210 lbs	1100 lbs
Windsor 3-Tier 18'	KRS18	18' 0"	6 7/8"	23 1/2"	5' 0" x 9 1/2"	1325 lbs	1215 lbs
Windsor 3-Tier 20'	KRS20	20' 0"	6 5/8"	23 1/2"	5' 0" x 9 1/2"	1395 lbs	1285 lbs
Windsor 3-Tier 25'	KRS25	25' 0"	6"	23 1/2"	5' 0" x 9 1/2"	1545 lbs	1435 lbs
Windsor 3-Tier 30'	KRS30	30' 0"	5 3/8"	23 1/2"	6' 0" x 9 1/2"	1720 lbs	1560 lbs
Windsor 3-Tier 36'	KRS36	36' 0"	4 3/4"	23 1/2"	6' 0" x 9 1/2"	1810 lbs	1650 lbs

How to Catalog for Windsor Concrete Pole

Pole Style	Finish	Footing Details	Coating
KRJ KRS	E – Etched Finish S – Polished Finish	DB – Direct Buried FBP – Flush Baseplate SBP – Stub Baseplate	NA – Non Acrylic A – Acrylic AG – Anti Graffiti Coating***
KRJ 36'	E 40	DB 140 30/30	GFI NA
Height 10' - 36'	Color** 10 – Midnight Lace 11 – Eclipse Black 30 – Salt & Pepper 40 – Pearl Gray 90 – Saluki bronze	Tenon (Post Top Mount) Specify Tenon Size For example 140 30/30 = 2 7/8" OD & 3" long	Options* DR – Duplex Receptacle GFI – Ground Fault Duplex Receptacle SR – 1 Outlet LRN – Ladder Rest BPC – Base Plate Cover AB – Anchor Bolts BA – Banner Arms FH – Flag Holders

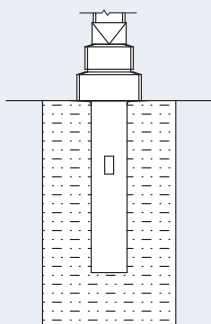
* Consult website for full listings. ** See decor colors on page 2 for full selection of colors.
***Anti Graffiti Coating is extra, consult factory for more details.

Footing Details

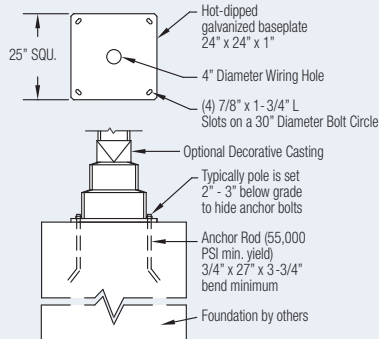
Direct Buried

(Simple and Cost Effective)

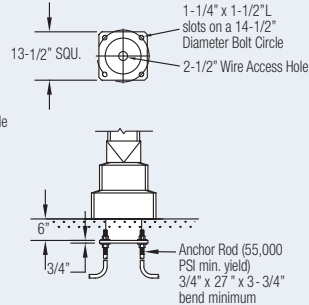
1. Auger the setting hole.
2. Set pole in hole and plumb straight.
3. Backfill* with required backfill tamping every 4" to 6".



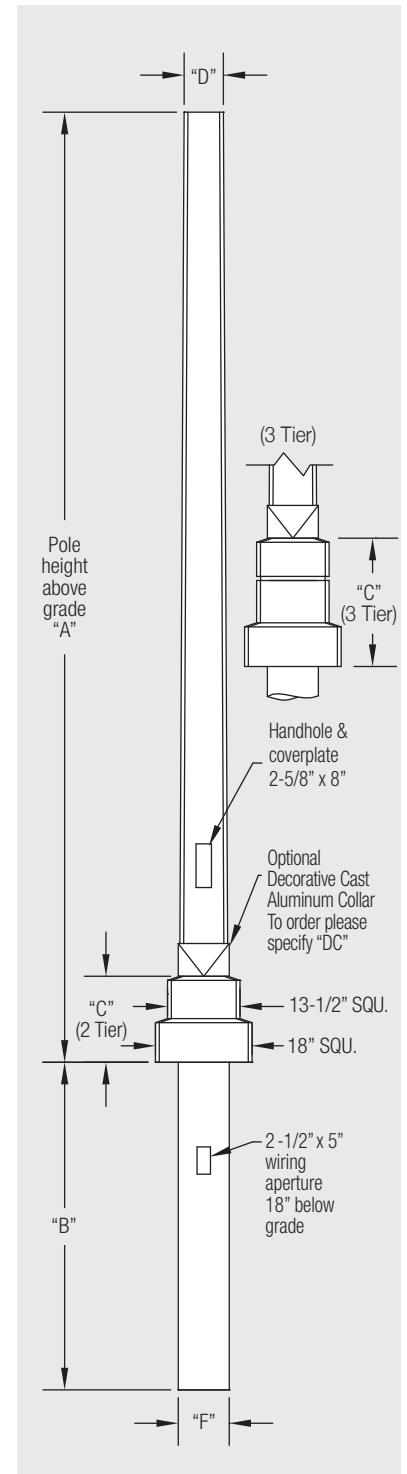
Baseplate Option 1: FBP



Baseplate Option 2: SBP



*Generally the excavated material can be used for backfill, in some situations better backfill may be required.



Typical Pole Cross Section