



K56 CLEVELAND/ TUDOR - LED

One of the most versatile of all ornamental luminaires available in the first half of the 20th century, the K56 Cleveland/Tudor offers the beauty of yesteryear with the superior LED lighting performance standards of today. Available without spurs (Cleveland) or with spurs (Tudor). Add to the continuity of your space with a matching post top to light pathways and roadways alike.



King Luminaire

PRODUCT SPECIFICATIONS

LED ENGINE

Light engine shall include an array of Cree X-Series high power LEDs (light emitting diodes). The emitters shall be mounted to a metal core circuit board using SMT technology. The LEDs and circuit boards shall then be mounted to a high performance heat sink.

External light control shall consist of high precision refractive lenses mounted above the LED emitter arrays in such a way to achieve optimum uplight control. The lenses shall also control horizontal light distribution so that either Type II, III, IV or V IESNA distribution patterns are achieved.

LENS

The K56 Cleveland/Tudor is available with or without a lens. The lens panels shall be made of polycarbonate or acrylic and are available in either clear or rippled configurations. The polycarbonate shall be a minimum of 3/16" thick and composed of Bayer Makrolon LTG 3123, General Electric Lexan 243, or equivalent. The acrylic shall be a minimum of 3/16" thick and composed of AtoHaas V825-UVA5A, ICI CP-75-UVA, Cyro S-10-343, or equivalent.

LUMINAIRE ASSEMBLY

The luminaire assembly is a self-contained unit consisting of a rugged cast aluminum body, LED light engine and driver assembly. The LED light engine is of a modular design, and is able to be quickly removed from the luminaire assembly without the need to disassemble the luminaire assembly itself. The body assembly is composed of a cast octagonal top and bottom rings and eight cast aluminum struts. The hinged lid is cast aluminum and is secured to the main housing by a stainless steel rotary latch. The luminaire lid has a 1-1/4" NPT tapped hole for the plumbizer to thread into. The lid also has a locking set screw to secure the plumbizer once engaged.

PLUMBIZER

The K56 Cleveland/Tudor comes with multiple mounting options

including the KPL10, KPL11, KPL20, KPL21, KPL30, KPL31 and KPL40. Please contact King Luminaire for more details and specifications.

DRIVER

The LED universal dimmable driver will be class 2 and capable of 120 - 277V or 347 - 480V input voltage, greater than 0.9 power factor, less than 20% total harmonic distortion. The case temperature of the driver can range from -40°C to 70°C. Each LED system comes with a standard surge protection designed to withstand up to 20kV/10kA of transient line surge as per IEEE C62.41.2 C High. An in-line ferrite choke is utilized to provide protection against EFT's. The driver assembly will be mounted on a heavy duty fabricated aluminum bracket to allow complete tool-less maintenance.

PHOTOMETRICS

Fixtures are tested to IESNA LM79 specifications. These reports are available upon request.

CHROMATICITY

High output LEDs come standard at 3000K & 4000K (+/- 300K) with a minimum nominal 70 CRI. Additional CCT emitters are available upon request.

LUMEN MAINTENANCE

Reported (TM21) and Calculated (L70) reports are available upon request with a minimum calculated value of 100,000 hrs.

WIRING

All internal wiring and connections shall be completed so that it will be necessary only to attach the incoming supply connectors to Mate-N-Lok connectors. Mate-N-Lok shall be certified for 600V operation. Internal wire connectors shall be crimp connector only and rated at 1000V and 150°C. All wiring to be CSA certified and/or UL listed, type SFF-2, SEWF-2, or SEW-2 No. 14 gauge, 150°C, 600V, and color coded for the required voltage.

THERMALS

Fixtures tested by a DOE sanctioned test facility to determine the maximum in-situ solder-point

or junction-point temperatures of the LED emitters. This report is available upon request.

FINISH

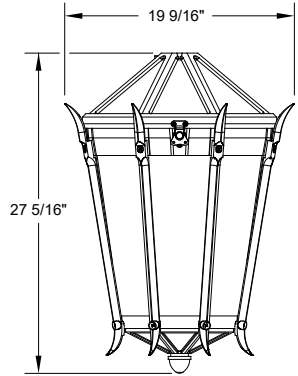
Housing is finished with a 13 step KingCoat™ SuperDurable polyester TGIC powder coat. Standard colors include strobe white, brown metal, marina blue, gate gray, Chicago bronze, standard gold, standard black, federal green and rain forest. Please see our website for a complete list of colors. RAL and custom color matches are available.

MISCELLANEOUS

All exterior hardware and fasteners, wholly or partly exposed, shall be stainless steel alloy. All internal fasteners are stainless steel or zinc coated steel. All remaining internal hardware is stainless steel, aluminum alloy, or zinc coated steel.

WARRANTY

The K56 Cleveland/Tudor LED luminaire comes with a 7 year limited warranty.



CERTIFICATION:

CSA US Listed
Suitable for wet locations
ISO 9001
IP66
ARRA Compliant
LM79 / LM80 Compliant
IDA Certified*

DRIVER INFO:

>0.9 Power Factor
<20% Total Harmonic Distortion
120 - 277V & 347 - 480V
-40°C Min. Case Temperature
70°C Max. Case Temperature
Surge Protection: ANSI C136.2
extreme level 20kV/10kA

EPA:

Cleveland: 2.69 sq. ft.
Tudor: 2.72 sq. ft.

FIXTURE WEIGHT:

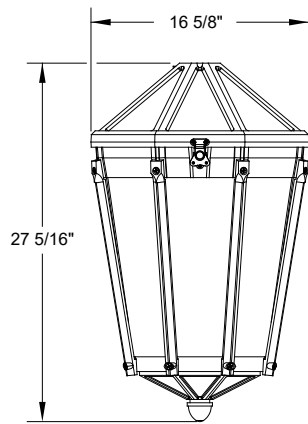
Cleveland: 38 sq. ft.
Tudor: 39 sq. ft.



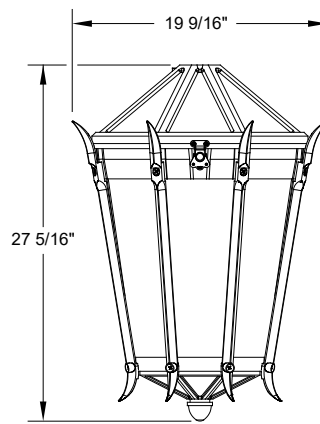
*IDA Certification applicable for maximum 3000K CCT.
Glass lenses do not apply.
Contact King Luminaire for product specifications
that are exempt from CSA Certification.
1-30-2020

LANTERN TYPE

K56 CLEVELAND/TUDOR - LED

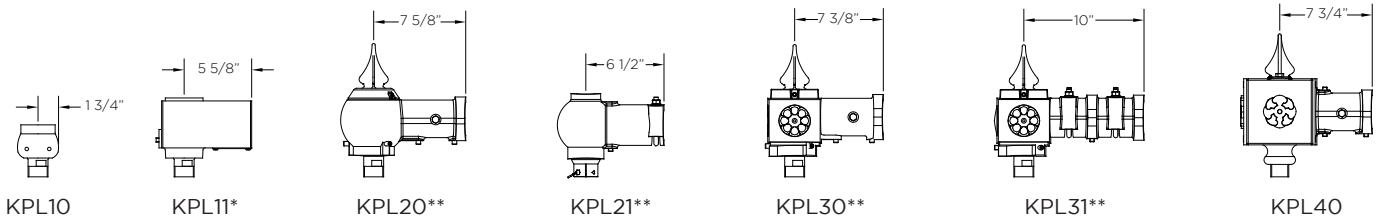


Cleveland



Tudor

PLUMBIZER/MOUNTING OPTIONS



*Available with PR7
 **Available with PR7 or finial

HOW TO ORDER

